

The Original Pickling Spray

# Avesta Classic Pickling Spray 204

## A heavy-duty pickling spray!

Avesta Classic Pickling Spray 204, is intended for heavy-duty applications, it offers an aggressive spray pickling result for larger stainless steel surfaces. It is suitable for tougher applications such as:

- Heavy hot rolled plates
- High-alloyed steels such as 904, duplex and SMO
- Thicker weld oxides
- Pickling at lower temperatures.

For non-heavy-duty applications we suggest the use of our low-fuming Avesta RedOne™ Pickling Spray 240 in order to improve safety when pickling.

## Avesta Classic Pickling Spray 204

- Restores stainless steel surfaces that have been damaged during fabrication operations such as welding, forming, cutting and blasting. It removes weld oxides, the underlying chromium-depleted layer and other defects that may cause local corrosion.
- Has a thixotropic consistency, which makes it stick well to the surface and hence facilitates the application even in difficult positions.
- If possible, the treatment should be done indoors since:
  - It protects the environment better from the pickling fumes.
  - The process is sensitive to strong sunlight and the spray may dry into the surface and be difficult to remove.

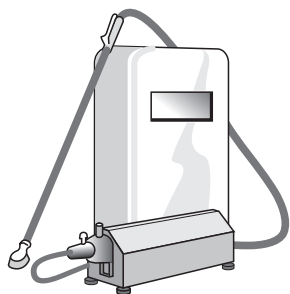


Avesta Classic Pickling Spray 204 – a heavy-duty pickling spray.




Avesta Classic™ Pickling Spray 204 for aggressive spray pickling.

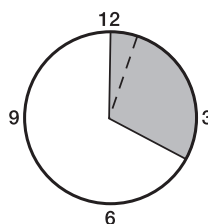
## Instructions for use




1. Stir the solution before use. Apply the spray with an acid-resistant pump, e.g. Avesta Membrane Pump SP-25 or Hand Pump 415.



2. Spray evenly over the whole surface.



3. Leave the spray to work 30 min. to 4 hours (depending on temperature and steel grade). The temperature of the workpiece should always be higher than +5 °C.



4. Remove pickling residues by using a high-pressure water jet, or with a stainless steel brush and then rinse with water. The waste water should be treated before discharge.

## Neutralisation and disposal

The waste water produced when pickling contains acids and should be treated with Avesta Neutralising Agent 502 or with slaked lime to a pH-value of 7–10 before discharge. The neutralising agent also precipitates heavy metals, and the resultant sludge should be sent for deposition according to local regulations.

## Passivation

To further improve the result and diminish the risk of discoloured surfaces caused by flash clouds or smut, we recommend passivating after pickling using Avesta FinishOne™ Final Rinse 630, which offers the Best Available Technique when passivating.

## Packaging

Avesta Classic Pickling Spray 204 is supplied in 18 kg, 30 kg, 220 kg and 1200 kg polyethylene drums/containers. These are UN-approved for hazardous goods.

## Other information

For more information, please visit our website [www.avestafinishing.com](http://www.avestafinishing.com) where you can find Material Safety Data Sheets and other useful information.

## Storage

Avesta Classic Pickling Spray 204 should be stored indoors at room temperature. Containers must be kept properly closed, in an upright position and inaccessible to unauthorised persons. The products are perishable and should not be kept in storage longer than necessary. They have a maximum shelf life of two years when stored at room temperature. Exposure to higher temperatures may reduce shelf life.

## Worker safety

**Avesta First Aid Spray 910** should be readily accessible to all those who work with pickling. It comes in a handy 200 ml spray can and the content has been optimised to decontaminate small acid splashes of pickling spray.

**Protective clothing.** Users should wear acid-resistant overall, gloves and rubber boots. Goggles or face visor should be used and, if necessary, suitable respiratory protective devices (chloride type filter).

**Avesta Finishing Chemicals**  
Lodgatan 14, SE-211 24 Malmö, Sweden  
Tel: +46 (0)226 821 00, Fax: +46 (0)40 93 94 24  
[www.avestafinishing.com](http://www.avestafinishing.com)

**Avesta**  
Finishing Chemicals